

For Research Use Only

# PREX2 Polyclonal antibody

Catalog Number: 24195-1-AP



## Basic Information

<b>Catalog Number:</b> 24195-1-AP	<b>GenBank Accession Number:</b> BC148795	<b>Purification Method:</b> Antigen affinity purification
<b>Size:</b> 150ul , Concentration: 700 µg/ml by Nanodrop and 360 µg/ml by Bradford method using BSA as the standard;	<b>GeneID (NCBI):</b> 80243	<b>Recommended Dilutions:</b> IHC 1:50-1:500 IF 1:50-1:500
<b>Source:</b> Rabbit	<b>Full Name:</b> phosphatidylinositol-3,4,5-trisphosphate-dependent Rac exchange factor 2	
<b>Isotype:</b> IgG	<b>Calculated MW:</b> 1606 aa, 183 kDa	
<b>Immunogen Catalog Number:</b> AG19439	<b>Observed MW:</b> 182 kDa	

## Applications

**Tested Applications:**

IF, IHC, ELISA

**Species Specificity:**

human

**Note-IHC: suggested antigen retrieval with TE buffer pH 9.0; (\*) Alternatively, antigen retrieval may be performed with citrate buffer pH 6.0**

**Positive Controls:**

IHC : human heart tissue, human cerebellum tissue, human brain tissue

IF : U2OS cells,

## Background Information

### Storage

**Storage:**

Store at -20°C. Stable for one year after shipment.

**Storage Buffer:**

PBS with 0.02% sodium azide and 50% glycerol pH 7.3.

Aliquoting is unnecessary for -20°C storage

\*\*\* 20ul sizes contain 0.1% BSA

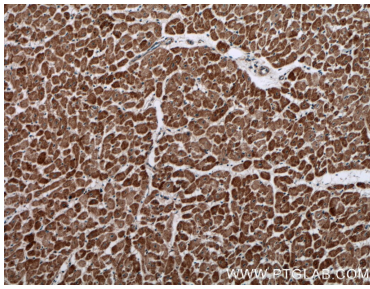
For technical support and original validation data for this product please contact:

T: 1 (888) 4PTGLAB (1-888-478-4522) (toll free in USA), or 1(312) 455-8498 (outside USA)

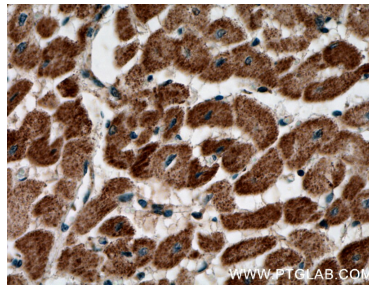
E: [proteintech@ptglab.com](mailto:proteintech@ptglab.com)  
W: [ptglab.com](http://ptglab.com)

This product is exclusively available under Proteintech Group brand and is not available to purchase from any other manufacturer.

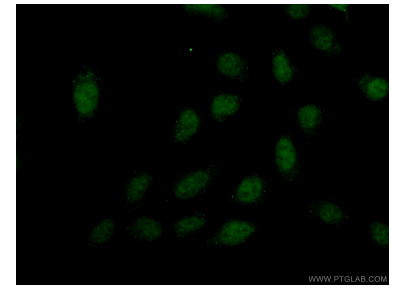
## Selected Validation Data



Immunohistochemical analysis of paraffin-embedded human heart tissue slide using 24195-1-AP (PREX2 antibody) at dilution of 1:200 (under 10x lens)..



Immunohistochemical analysis of paraffin-embedded human heart tissue slide using 24195-1-AP (PREX2 antibody) at dilution of 1:200 (under 40x lens)..



Immunofluorescent analysis of (4% PFA) fixed U2OS cells using 24195-1-AP (PREX2 antibody) at dilution of 1:100 and CoraLite488-Conjugated AffiniPure Goat Anti-Rabbit IgG(H+L).