

For Research Use Only

NSUN7 Polyclonal antibody

Catalog Number: 17546-1-AP **1 Publications**



Basic Information

Catalog Number: 17546-1-AP	GenBank Accession Number: BC036568	Purification Method: Antigen affinity purification
Size: 150ul , Concentration: 750 µg/ml by Nanodrop;	GeneID (NCBI): 79730	Recommended Dilutions: WB 1:500-1:1000 IHC 1:250-1:1000
Source: Rabbit	Full Name: NOL1/NOP2/Sun domain family, member 7	
Isotype: IgG	Calculated MW: 475 aa, 54 kDa	
Immunogen Catalog Number: AG11650	Observed MW: 80 kDa	

Applications

Tested Applications: IHC, WB, ELISA	Positive Controls:
Cited Applications: WB	WB: mouse liver tissue, mouse testis tissue, rat liver tissue
Species Specificity: human, mouse, rat	IHC: rat testis tissue,
Cited Species: human	
Note-IHC: suggested antigen retrieval with TE buffer pH 9.0; (*) Alternatively, antigen retrieval may be performed with citrate buffer pH 6.0	

Background Information

Notable Publications

Author	Pubmed ID	Journal	Application
Ronglin Wang	35433474	Front Oncol	WB

Storage

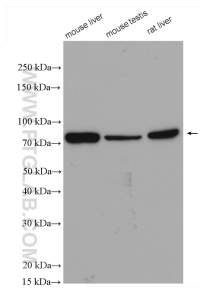
Storage:
Store at -20°C. Stable for one year after shipment.
Storage Buffer:
PBS with 0.02% sodium azide and 50% glycerol pH 7.3.
Aliquoting is unnecessary for -20°C storage

*** 20ul sizes contain 0.1% BSA

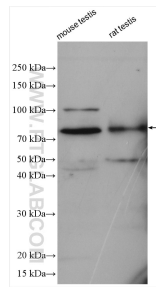
For technical support and original validation data for this product please contact:
T: 1 (888) 4PTGLAB (1-888-478-4522) (toll free in USA), or 1(312) 455-8498 (outside USA)
E: proteintech@ptglab.com
W: ptglab.com

This product is exclusively available under Proteintech Group brand and is not available to purchase from any other manufacturer.

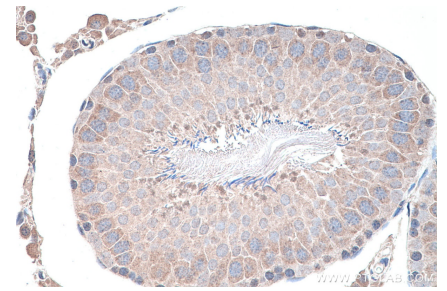
Selected Validation Data



Various lysates were subjected to SDS PAGE followed by western blot with 17546-1-AP (NSUN7 antibody) at dilution of 1:800 incubated at room temperature for 1.5 hours.



Various lysates were subjected to SDS PAGE followed by western blot with 17546-1-AP (NSUN7 antibody) at dilution of 1:800 incubated at room temperature for 1.5 hours.



Immunohistochemical analysis of paraffin-embedded rat testis tissue slide using 17546-1-AP (NSUN7 antibody) at dilution of 1:500 (under 40x lens). Heat mediated antigen retrieval with Tris-EDTA buffer (pH 9.0).