

For Research Use Only

C1orf111 Polyclonal antibody

Catalog Number: 24808-1-AP



Basic Information

Catalog Number: 24808-1-AP	GenBank Accession Number: BC032957	Purification Method: Antigen affinity purification
Size: 150ul , Concentration: 1000 µg/ml by Nanodrop and 513 µg/ml by Bradford method using BSA as the standard;	GeneID (NCBI): 284680	Recommended Dilutions: IHC 1:50-1:500
Source: Rabbit	Full Name: chromosome 1 open reading frame 111	
Isotype: IgG	Calculated MW: 261 aa, 29 kDa	
Immunogen Catalog Number: AG20470		

Applications

Tested Applications:
IHC, ELISA

Species Specificity:
human, mouse

Note-IHC: suggested antigen retrieval with TE buffer pH 9.0; (*) Alternatively, antigen retrieval may be performed with citrate buffer pH 6.0

Positive Controls:

IHC : mouse skeletal muscle tissue, human skeletal muscle tissue

Background Information

C1orf111 is predicted to be involved in fusion of sperm to egg plasma membrane involved in single fertilization and spermatogenesis.

Storage

Storage:
Store at -20°C. Stable for one year after shipment.
Storage Buffer:
PBS with 0.02% sodium azide and 50% glycerol pH 7.3.
Aliquoting is unnecessary for -20°C storage

*** 20ul sizes contain 0.1% BSA

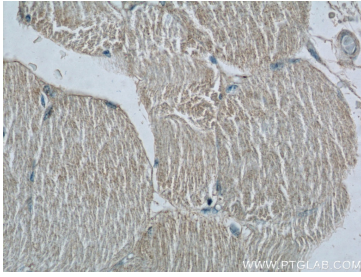
For technical support and original validation data for this product please contact:

T: 1 (888) 4PTGLAB (1-888-478-4522) (toll free in USA), or 1(312) 455-8498 (outside USA)

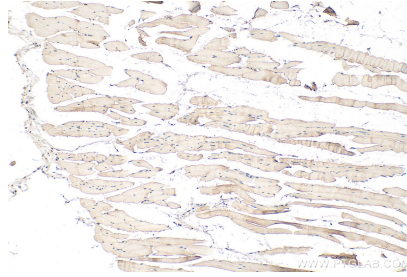
E: proteintech@ptglab.com
W: ptglab.com

This product is exclusively available under Proteintech Group brand and is not available to purchase from any other manufacturer.

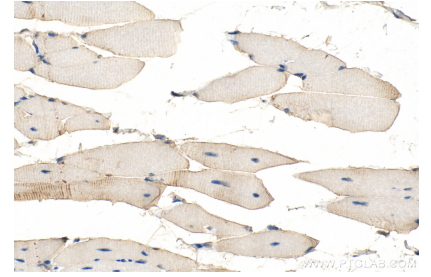
Selected Validation Data



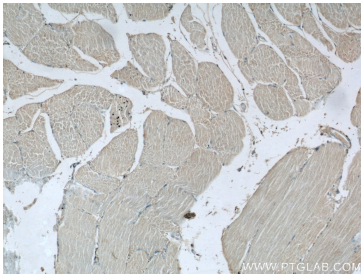
Immunohistochemical analysis of paraffin-embedded human skeletal muscle tissue slide using 24808-1-AP (C1orf111 Antibody) at dilution of 1:50 (under 40x lens).



Immunohistochemical analysis of paraffin-embedded mouse skeletal muscle tissue slide using 24808-1-AP (C1orf111 antibody) at dilution of 1:50 (under 10x lens). Heat mediated antigen retrieval with Tris-EDTA buffer (pH 9.0).



Immunohistochemical analysis of paraffin-embedded mouse skeletal muscle tissue slide using 24808-1-AP (C1orf111 antibody) at dilution of 1:50 (under 40x lens). Heat mediated antigen retrieval with Tris-EDTA buffer (pH 9.0).



Immunohistochemical analysis of paraffin-embedded human skeletal muscle tissue slide using 24808-1-AP (C1orf111 Antibody) at dilution of 1:50 (under 10x lens).