

For Research Use Only

BEND4 Polyclonal antibody

Catalog Number: 24711-1-AP



Basic Information

Catalog Number: 24711-1-AP	GenBank Accession Number: BC128592	Purification Method: Antigen affinity purification
Size: 150ul , Concentration: 650 µg/ml by Nanodrop and 267 µg/ml by Bradford method using BSA as the standard;	GeneID (NCBI): 389206	Recommended Dilutions: WB 1:500-1:2000 IHC 1:20-1:200
Source: Rabbit	Full Name: BEN domain containing 4	
Isotype: IgG	Calculated MW: 534 aa, 58 kDa	
Immunogen Catalog Number: AG20169	Observed MW: 55-58 kDa, 33-36 kDa	

Applications

Tested Applications: IHC, WB, ELISA	Positive Controls:
Species Specificity: human, mouse	WB : mouse testis tissue, IHC : human colon cancer tissue, human heart tissue
Note-IHC: suggested antigen retrieval with TE buffer pH 9.0; (*) Alternatively, antigen retrieval may be performed with citrate buffer pH 6.0	

Background Information

BEND4, also named as CCDC4, has 5 isoforms with MW 55-58 kDa, 45-48 kDa and 36 kDa.

Storage

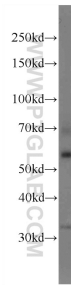
Storage:
Store at -20°C. Stable for one year after shipment.
Storage Buffer:
PBS with 0.02% sodium azide and 50% glycerol pH 7.3.
Aliquoting is unnecessary for -20°C storage

*** 20ul sizes contain 0.1% BSA

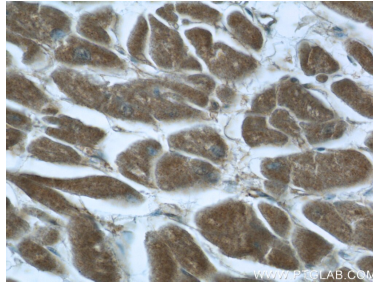
For technical support and original validation data for this product please contact:
T: 1 (888) 4PTGLAB (1-888-478-4522) (toll free in USA), or 1(312) 455-8498 (outside USA) E: proteintech@ptglab.com
W: ptglab.com

This product is exclusively available under Proteintech Group brand and is not available to purchase from any other manufacturer.

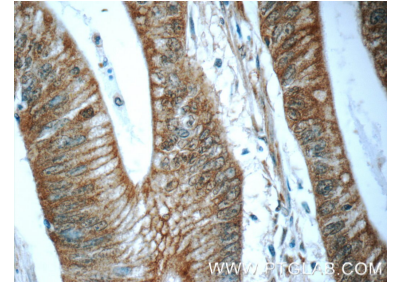
Selected Validation Data



mouse testis tissue were subjected to SDS PAGE followed by western blot with 24711-1-AP (BEND4 Antibody) at dilution of 1:1000 incubated at room temperature for 1.5 hours.



Immunohistochemical analysis of paraffin-embedded human heart tissue slide using 24711-1-AP (BEND4 Antibody) at dilution of 1:50 (under 40x lens).



Immunohistochemical analysis of paraffin-embedded human colon cancer tissue slide using 24711-1-AP (BEND4 Antibody) at dilution of 1:50 (under 40x lens).