

For Research Use Only

# FOXRED1 Polyclonal antibody

Catalog Number: 24595-1-AP

Featured Product

4 Publications



## Basic Information

<b>Catalog Number:</b> 24595-1-AP	<b>GenBank Accession Number:</b> BC013902	<b>Purification Method:</b> Antigen affinity purification
<b>Size:</b> 150ul, Concentration: 600 µg/ml by Nanodrop and 400 µg/ml by Bradford method using BSA as the standard;	<b>GeneID (NCBI):</b> 55572	<b>Recommended Dilutions:</b> WB 1:200-1:1000 IHC 1:100-1:400
<b>Source:</b> Rabbit	<b>UNIPROT ID:</b> Q96CU9	
<b>Isotype:</b> IgG	<b>Full Name:</b> FAD-dependent oxidoreductase domain containing 1	
<b>Immunogen Catalog Number:</b> AG20138	<b>Calculated MW:</b> 486 aa, 54 kDa	
	<b>Observed MW:</b> 30 kDa, 50 kDa	

## Applications

<b>Tested Applications:</b> WB, IHC, ELISA	<b>Positive Controls:</b> WB : HeLa cells, HepG2 cells IHC : human ovary tumor tissue,
<b>Cited Applications:</b> WB	
<b>Species Specificity:</b> human	
<b>Cited Species:</b> human	

**Note-IHC: suggested antigen retrieval with TE buffer pH 9.0; (\*) Alternatively, antigen retrieval may be performed with citrate buffer pH 6.0**

## Notable Publications

Author	Pubmed ID	Journal	Application
Olga Zurita Rendón	27215383	Mol Cell Biol	WB
Sofia Barbosa-Gouveia	31434271	J Clin Med	WB
Hezhi Fang	33852835	Cell Rep	WB

## Storage

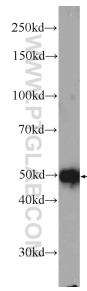
**Storage:**  
Store at -20°C. Stable for one year after shipment.  
**Storage Buffer:**  
PBS with 0.02% sodium azide and 50% glycerol pH 7.3.  
Aliquoting is unnecessary for -20°C storage

\*\*\* 20ul sizes contain 0.1% BSA

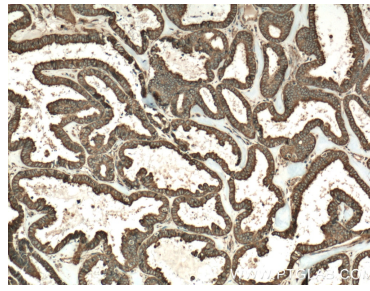
For technical support and original validation data for this product please contact:  
T: 1 (888) 4PTGLAB (1-888-478-4522) (toll free in USA), or 1(312) 455-8498 (outside USA)  
E: proteintech@ptglab.com  
W: ptglab.com

This product is exclusively available under Proteintech Group brand and is not available to purchase from any other manufacturer.

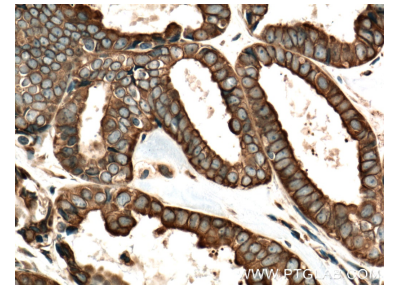
## Selected Validation Data



HeLa cells were subjected to SDS PAGE followed by western blot with 24595-1-AP (FOXRED1 Antibody) at dilution of 1:300 incubated at room temperature for 1.5 hours.



Immunohistochemical analysis of paraffin-embedded human ovary tumor tissue slide using 24595-1-AP (FOXRED1 Antibody) at dilution of 1:200 (under 10x lens). Heat mediated antigen retrieval with Tris-EDTA buffer (pH 9.0).



Immunohistochemical analysis of paraffin-embedded human ovary tumor tissue slide using 24595-1-AP (FOXRED1 Antibody) at dilution of 1:200 (under 40x lens). Heat mediated antigen retrieval with Tris-EDTA buffer (pH 9.0).