

For Research Use Only

FAM78A Polyclonal antibody

Catalog Number: 21038-1-AP



Basic Information

Catalog Number: 21038-1-AP	GenBank Accession Number: BC049388	Purification Method: Antigen affinity purification
Size: 150ul , Concentration: 200 µg/ml by Nanodrop and 167 µg/ml by Bradford method using BSA as the standard;	GeneID (NCBI): 286336	Recommended Dilutions: WB 1:500-1:1000 IHC 1:20-1:200 IF 1:20-1:200
Source: Rabbit	Full Name: family with sequence similarity 78, member A	
Isotype: IgG	Calculated MW: 283 aa, 32 kDa	
Immunogen Catalog Number: AG15366	Observed MW: 32-35 kDa	

Applications

Tested Applications:

IF, IHC, WB, ELISA

Species Specificity:

human, mouse, rat

Note-IHC: suggested antigen retrieval with TE buffer pH 9.0; (*) Alternatively, antigen retrieval may be performed with citrate buffer pH 6.0

Positive Controls:

WB: mouse liver tissue, HepG2 cells, human liver tissue, mouse spleen tissue

IHC: human tonsillitis tissue, human colon cancer tissue

IF: HepG2 cells,

Background Information

Storage

Storage:

Store at -20°C. Stable for one year after shipment.

Storage Buffer:

PBS with 0.02% sodium azide and 50% glycerol pH 7.3.

Aliquoting is unnecessary for -20°C storage

*** 20ul sizes contain 0.1% BSA


For technical support and original validation data for this product please contact:

T: 1 (888) 4PTGLAB (1-888-478-4522) (toll free in USA), or 1(312) 455-8498 (outside USA)

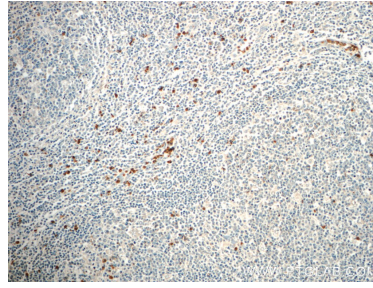
E: proteintech@ptglab.com
W: ptglab.com

This product is exclusively available under Proteintech Group brand and is not available to purchase from any other manufacturer.

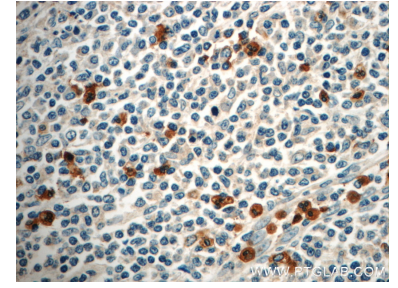
Selected Validation Data



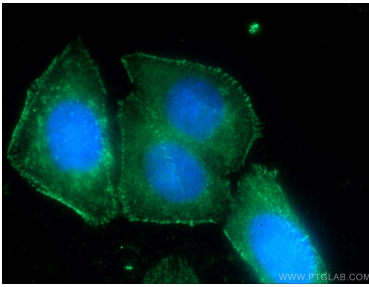
mouse liver tissue were subjected to SDS PAGE followed by western blot with 21038-1-AP (FAM78A antibody) at dilution of 1:500 incubated at room temperature for 1.5 hours.



Immunohistochemical analysis of paraffin-embedded human tonsillitis slide using 21038-1-AP (FAM78A Antibody) at dilution of 1:50.



Immunohistochemical analysis of paraffin-embedded human tonsillitis slide using 21038-1-AP (FAM78A Antibody) at dilution of 1:50.



Immunofluorescent analysis of HepG2 cells using 21038-1-AP (FAM78A antibody) at dilution of 1:50 and Alexa Fluor 488-conjugated AffiniPure Goat Anti-Rabbit IgG(H+L).