

For Research Use Only

C1orf50 Polyclonal antibody

Catalog Number: 20957-1-AP



Basic Information

Catalog Number: 20957-1-AP	GenBank Accession Number: BC001711	Purification Method: Antigen affinity purification
Size: 150ul , Concentration: 800 µg/ml by Nanodrop and 393 µg/ml by Bradford method using BSA as the standard;	GeneID (NCBI): 79078	Recommended Dilutions: WB 1:500-1:1000 IHC 1:20-1:200
Source: Rabbit	Full Name: chromosome 1 open reading frame 50	
Isotype: IgG	Calculated MW: 199 aa, 22 kDa	
Immunogen Catalog Number: AG15124	Observed MW: 26 kDa	

Applications

Tested Applications:

IHC, WB, ELISA

Species Specificity:

human, mouse

Note-IHC: suggested antigen retrieval with TE buffer pH 9.0; (*) Alternatively, antigen retrieval may be performed with citrate buffer pH 6.0

Positive Controls:

WB : HEK-293 cells, human testis tissue

IHC : human kidney tissue, human brain tissue

Background Information

Storage

Storage:

Store at -20°C. Stable for one year after shipment.

Storage Buffer:

PBS with 0.02% sodium azide and 50% glycerol pH 7.3.

Aliquoting is unnecessary for -20°C storage

*** 20ul sizes contain 0.1% BSA

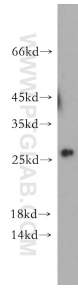
For technical support and original validation data for this product please contact:

T: 1 (888) 4PTGLAB (1-888-478-4522) (toll free in USA), or 1(312) 455-8498 (outside USA)

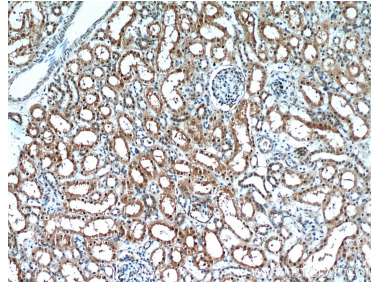
E: proteintech@ptglab.com
W: ptglab.com

This product is exclusively available under Proteintech Group brand and is not available to purchase from any other manufacturer.

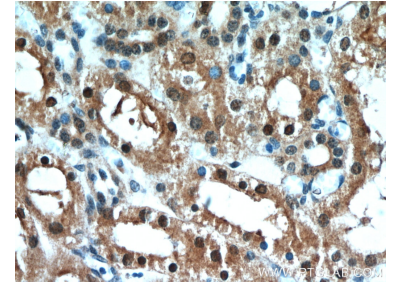
Selected Validation Data



HEK-293 cells were subjected to SDS PAGE followed by western blot with 20957-1-AP (C1orf50 antibody) at dilution of 1:300 incubated at room temperature for 1.5 hours.



Immunohistochemical analysis of paraffin-embedded human kidney using 20957-1-AP (C1orf50 antibody) at dilution of 1:50 (under 10x lens).



Immunohistochemical analysis of paraffin-embedded human kidney using 20957-1-AP (C1orf50 antibody) at dilution of 1:50 (under 40x lens).