

For Research Use Only

# SNRPA1 Polyclonal antibody

Catalog Number: 17368-1-AP **5 Publications**



## Basic Information

<b>Catalog Number:</b> 17368-1-AP	<b>GenBank Accession Number:</b> BC022816	<b>Purification Method:</b> Antigen affinity purification
<b>Size:</b> 150ul, Concentration: 450 µg/ml by Nanodrop and 347 µg/ml by Bradford method using BSA as the standard;	<b>GeneID (NCBI):</b> 6627	<b>Recommended Dilutions:</b> WB 1:1000-1:4000 IP 0.5-4.0 ug for IP and 1:500-1:1000 for WB
<b>Source:</b> Rabbit	<b>Full Name:</b> small nuclear ribonucleoprotein polypeptide A'	<b>IHC 1:20-1:200</b> <b>IF 1:10-1:100</b>
<b>Isotype:</b> IgG	<b>Calculated MW:</b> 255 aa, 28 kDa	
<b>Immunogen Catalog Number:</b> AG10790	<b>Observed MW:</b> 28 kDa	

## Applications

<b>Tested Applications:</b> IF, IHC, IP, WB, ELISA	<b>Positive Controls:</b>
<b>Cited Applications:</b> IHC, WB	<b>WB:</b> HeLa cells, HepG2 cells, Jurkat cells, MCF-7 cells, Raji cells
<b>Species Specificity:</b> human	<b>IP:</b> HepG2 cells,
<b>Cited Species:</b> human, mouse	<b>IHC:</b> human lung tissue, human brain tissue, human kidney tissue, human liver tissue, human ovary tissue, human placenta tissue, human spleen tissue, human testis tissue
<b>Note-IHC: suggested antigen retrieval with TE buffer pH 9.0; (*) Alternatively, antigen retrieval may be performed with citrate buffer pH 6.0</b>	<b>IF:</b> HepG2 cells,

## Background Information

Small nuclear ribonucleoprotein polypeptide a-prime(SNRPA1) is part of the U2 snRNP particle, which associated with the branch point of the lariat-shaped intron, in intermediate in the cascade of mRNA precursor splicing event. It may be required for cell division, and helps the A' protein to bind stem loop IV of U2 snRNA. This is a rabbit polyclonal antibody raised against the full length SNRPA1 of human origin.

## Notable Publications

Author	Pubmed ID	Journal	Application
Yajie Chen	34266953	Proc Natl Acad Sci U S A	WB
Li Wang	29503206	Cell Chem Biol	WB
Li Wang	33644773	STAR Protoc	WB

## Storage


**Storage:**  
Store at -20°C. Stable for one year after shipment.  
**Storage Buffer:**  
PBS with 0.02% sodium azide and 50% glycerol pH 7.3.  
Aliquoting is unnecessary for -20°C storage

\*\*\* 20ul sizes contain 0.1% BSA

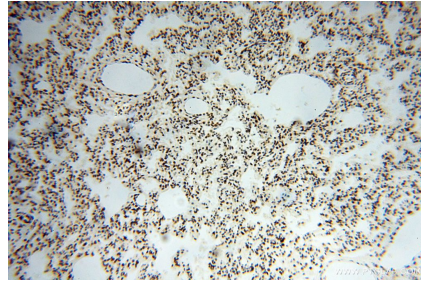
For technical support and original validation data for this product please contact:  
T: 1 (888) 4PTGLAB (1-888-478-4522) (toll free in USA), or 1(312) 455-8498 (outside USA)  
E: proteintech@ptglab.com  
W: ptglab.com

This product is exclusively available under Proteintech Group brand and is not available to purchase from any other manufacturer.

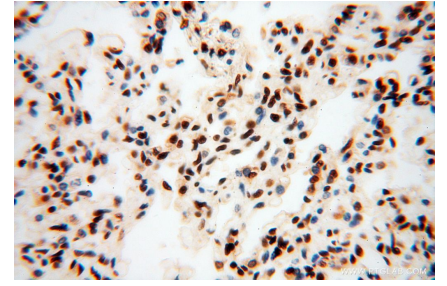
## Selected Validation Data



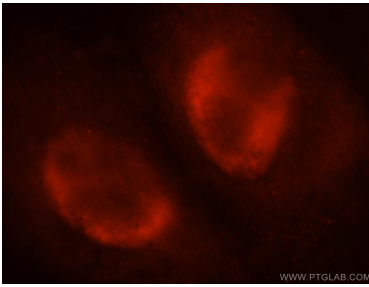
HeLa cells were subjected to SDS PAGE followed by western blot with 17368-1-AP (SNRPA1 antibody) at dilution of 1:500 incubated at room temperature for 1.5 hours.



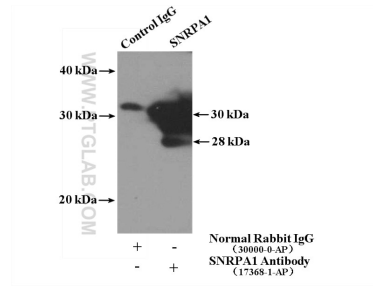
Immunohistochemical analysis of paraffin-embedded human lung using 17368-1-AP (SNRPA1 antibody) at dilution of 1:100 (under 10x lens).



Immunohistochemical analysis of paraffin-embedded human lung using 17368-1-AP (SNRPA1 antibody) at dilution of 1:100 (under 40x lens).



Immunofluorescent analysis of HepG2 cells, using SNRPA1 antibody 17368-1-AP at 1:25 dilution and Rhodamine-labeled goat anti-rabbit IgG (red).



IP Result of anti-SNRPA1 (IP:17368-1-AP, 4ug; Detection:17368-1-AP 1:500) with HepG2 cells lysate 1000ug.