

For Research Use Only

HNRNPH1 Polyclonal antibody

Catalog Number: 14774-1-AP **9 Publications**



Basic Information

Catalog Number: 14774-1-AP	GenBank Accession Number: BC001348	Purification Method: Antigen affinity purification
Size: 150ul , Concentration: 450 µg/ml by Nanodrop;	GeneID (NCBI): 3187	Recommended Dilutions: WB 1:1000-1:6000 IHC 1:50-1:500 IF 1:50-1:500
Source: Rabbit	Full Name: heterogeneous nuclear ribonucleoprotein H1 (H)	
Isotype: IgG	Calculated MW: 49 kDa	
Immunogen Catalog Number: AG6506	Observed MW: 49-50 kDa	

Applications

Tested Applications:
IF, IHC, WB, ELISA

Cited Applications:
IF, IHC, RIP, WB

Species Specificity:
human, mouse, rat

Cited Species:
human, mouse

Note-IHC: suggested antigen retrieval with TE buffer pH 9.0; (*) Alternatively, antigen retrieval may be performed with citrate buffer pH 6.0

Positive Controls:

WB : HEK-293T cells, mouse embryonic stem cells, HeLa cells, HepG2 cells, mouse brain tissue, rat brain tissue

IHC : human cervical cancer tissue,

IF : HepG2 cells,

Background Information

The heterogeneous nuclear ribonucleoprotein (hnRNP) complexes which provide the substrate for the processing events that pre-mRNAs undergo before becoming functional, translatable mRNAs in the cytoplasm. HNRNPH1 is one component of hnRNP complex and mediates pre-mRNA alternative splicing regulation [PMID:11003644]. Together with CUGBP1, it inhibits IR pre-mRNA exon 11 inclusion in myoblast [PMID: 16946708].

Notable Publications

Author	Pubmed ID	Journal	Application
Qiu T Ruan	32401417	FASEB J	WB
Yukari Hatanaka	35625816	Biomedicines	IF
Ruibing Chen	33751109	Nucleic Acids Res	RIP

Storage

Storage:

Store at -20°C. Stable for one year after shipment.

Storage Buffer:

PBS with 0.02% sodium azide and 50% glycerol pH 7.3.

Aliquoting is unnecessary for -20°C storage

***** 20ul sizes contain 0.1% BSA**

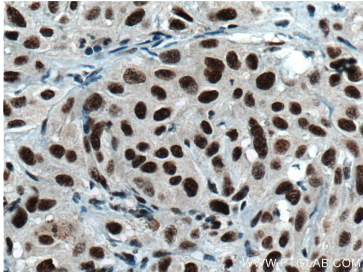
For technical support and original validation data for this product please contact:

T: 1 (888) 4PTGLAB (1-888-478-4522) (toll free in USA), or 1(312) 455-8498 (outside USA)

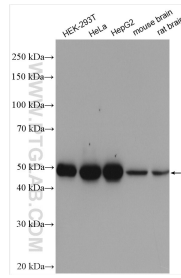
E: proteintech@ptglab.com
W: ptglab.com

This product is exclusively available under Proteintech Group brand and is not available to purchase from any other manufacturer.

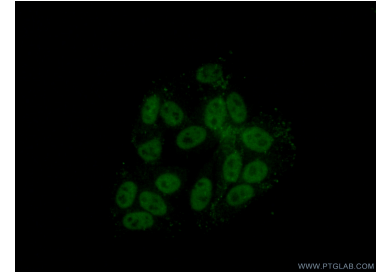
Selected Validation Data



Immunohistochemical analysis of paraffin-embedded human cervical cancer tissue slide using 14774-1-AP (HNRNPH1 antibody) at dilution of 1:100 (under 40x lens. Heat mediated antigen retrieval with Tris-EDTA buffer (pH 9.0).



Various lysates were subjected to SDS PAGE followed by western blot with 14774-1-AP (HNRNPH1 antibody) at dilution of 1:3000 incubated at room temperature for 1.5 hours.



Immunofluorescent analysis of (10% Formaldehyde) fixed HepG2 cells using 14774-1-AP (HNRNPH1 antibody) at dilution of 1:50 and Alexa Fluor 488-conjugated AffiniPure Goat Anti-Rabbit IgG(H+L).