

For Research Use Only

PCDHA6 Polyclonal antibody

Catalog Number: 12853-1-AP



Basic Information

Catalog Number: 12853-1-AP	GenBank Accession Number: BC036674	Purification Method: Antigen affinity purification
Size: 150ul , Concentration: 300 µg/ml by Nanodrop and 233 µg/ml by Bradford method using BSA as the standard;	GeneID (NCBI): 56142	Recommended Dilutions: WB 1:2000-1:10000 IHC 1:250-1:1000
Source: Rabbit	Full Name: protocadherin alpha 6	
Isotype: IgG	Calculated MW: 103 kDa	
Immunogen Catalog Number: AG3493	Observed MW: 120 kDa	

Applications

Tested Applications:

IHC, WB, ELISA

Species Specificity:

human, mouse, rat

Note-IHC: suggested antigen retrieval with TE buffer pH 9.0; (*) Alternatively, antigen retrieval may be performed with citrate buffer pH 6.0

Positive Controls:

WB : mouse brain tissue, human brain tissue, rat brain tissue

IHC : mouse cerebellum tissue, human gliomas tissue, rat cerebellum tissue

Background Information

Storage

Storage:

Store at -20°C. Stable for one year after shipment.

Storage Buffer:

PBS with 0.02% sodium azide and 50% glycerol pH 7.3.

Aliquoting is unnecessary for -20°C storage

*** 20ul sizes contain 0.1% BSA

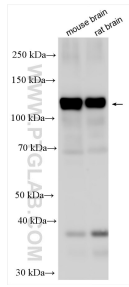
For technical support and original validation data for this product please contact:

T: 1 (888) 4PTGLAB (1-888-478-4522) (toll free in USA), or 1(312) 455-8498 (outside USA)

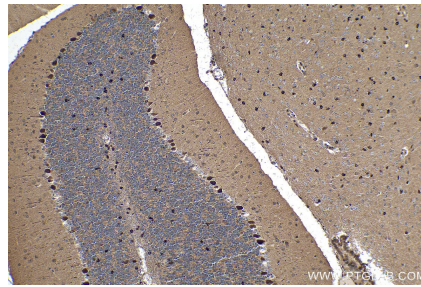
E: proteintech@ptglab.com
W: ptglab.com

This product is exclusively available under Proteintech Group brand and is not available to purchase from any other manufacturer.

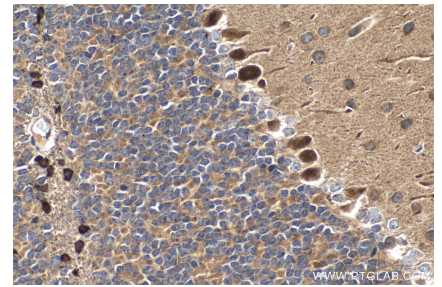
Selected Validation Data



Various lysates were subjected to SDS PAGE followed by western blot with 12853-1-AP (PCDHA6 antibody) at dilution of 1:5000 incubated at room temperature for 1.5 hours.



Immunohistochemical analysis of paraffin-embedded mouse cerebellum tissue slide using 12853-1-AP (PCDHA6 antibody) at dilution of 1:500 (under 10x lens). Heat mediated antigen retrieval with Tris-EDTA buffer (pH 9.0).



Immunohistochemical analysis of paraffin-embedded mouse cerebellum tissue slide using 12853-1-AP (PCDHA6 antibody) at dilution of 1:500 (under 40x lens). Heat mediated antigen retrieval with Tris-EDTA buffer (pH 9.0).