

For Research Use Only

TIMD4 Polyclonal antibody

Catalog Number: 12008-1-AP **4 Publications**



Basic Information

Catalog Number: 12008-1-AP	GenBank Accession Number: BC008988	Purification Method: Antigen affinity purification
Size: 150ul , Concentration: 500 µg/ml by Nanodrop and 333 µg/ml by Bradford method using BSA as the standard;	GeneID (NCBI): 91937	Recommended Dilutions: IHC 1:50-1:500 IF 1:200-1:800
Source: Rabbit	Full Name: T-cell immunoglobulin and mucin domain containing 4	
Isotype: IgG	Calculated MW: 378 aa, 42 kDa	
Immunogen Catalog Number: AG2621		

Applications

Tested Applications: IF, IHC, ELISA	Positive Controls: IHC : human tonsillitis tissue, human liver tissue IF : human tonsillitis tissue,
Cited Applications: IF, IHC	
Species Specificity: human	
Cited Species: human, mouse	
Note-IHC: suggested antigen retrieval with TE buffer pH 9.0; (*) Alternatively, antigen retrieval may be performed with citrate buffer pH 6.0	

Background Information

Notable Publications

Author	Pubmed ID	Journal	Application
Xi-Xi Ni	36165186	Liver Int	IF
Zifeng Li	33816243	Front Oncol	IHC
Xiuying Liang	34944635	Biomedicines	IHC

Storage

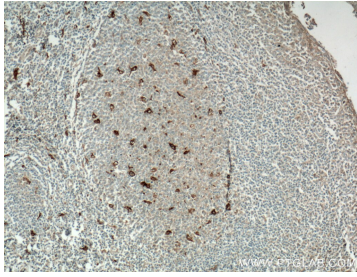
Storage:
Store at -20°C. Stable for one year after shipment.
Storage Buffer:
PBS with 0.02% sodium azide and 50% glycerol pH 7.3.
Aliquoting is unnecessary for -20°C storage

*** 20ul sizes contain 0.1% BSA

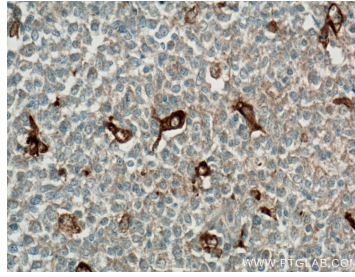
For technical support and original validation data for this product please contact:
T: 1 (888) 4PTGLAB (1-888-478-4522) (toll free in USA), or 1(312) 455-8498 (outside USA)
E: proteintech@ptglab.com
W: ptglab.com

This product is exclusively available under Proteintech Group brand and is not available to purchase from any other manufacturer.

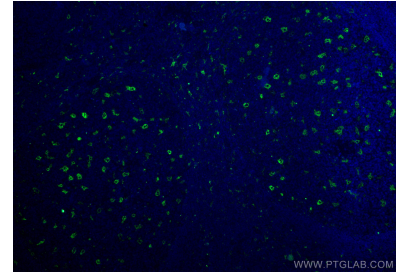
Selected Validation Data



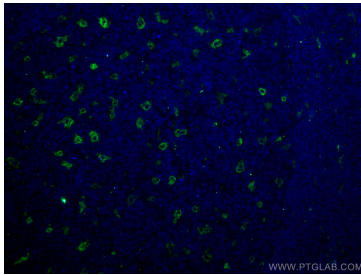
Immunohistochemical analysis of paraffin-embedded human tonsillitis tissue slide using 12008-1-AP (TIMD4 antibody) at dilution of 1:200 (under 10x lens. Heat mediated antigen retrieval with Tris-EDTA buffer (pH 9.0).



Immunohistochemical analysis of paraffin-embedded human tonsillitis tissue slide using 12008-1-AP (TIMD4 antibody) at dilution of 1:200 (under 40x lens. Heat mediated antigen retrieval with Tris-EDTA buffer (pH 9.0).



Immunofluorescent analysis of (4% PFA) fixed human tonsillitis tissue using TIMD4 antibody (12008-1-AP) at dilution of 1:400 and CoraLite@488-Conjugated AffiniPure Goat Anti-Rabbit IgG(H+L).



Immunofluorescent analysis of (4% PFA) fixed human tonsillitis tissue using TIMD4 antibody (12008-1-AP) at dilution of 1:400 and CoraLite@488-Conjugated AffiniPure Goat Anti-Rabbit IgG(H+L).