

For Research Use Only

# FTSJ1 Polyclonal antibody

Catalog Number: 11620-1-AP **1 Publications**



## Basic Information

<b>Catalog Number:</b> 11620-1-AP	<b>GenBank Accession Number:</b> BC023584	<b>Purification Method:</b> Antigen affinity purification
<b>Size:</b> 150ul , Concentration: 900 µg/ml by Nanodrop;	<b>GeneID (NCBI):</b> 24140	<b>Recommended Dilutions:</b> WB 1:1000-1:4000 IHC 1:500-1:2000 IF 1:200-1:800
<b>Source:</b> Rabbit	<b>Full Name:</b> FtsJ homolog 1 (E. coli)	
<b>Isotype:</b> IgG	<b>Calculated MW:</b> 329 aa, 36 kDa	
<b>Immunogen Catalog Number:</b> AG2199	<b>Observed MW:</b> 36 kDa	

## Applications

<b>Tested Applications:</b> IF, IHC, WB, ELISA	<b>Positive Controls:</b> WB : HeLa cells, HepG2 cells, U-87 MG cells IHC : human liver tissue, mouse brain tissue IF : A431 cells,
<b>Cited Applications:</b> WB	
<b>Species Specificity:</b> human, mouse, rat	
<b>Cited Species:</b> human	

**Note-IHC: suggested antigen retrieval with TE buffer pH 9.0; (\*) Alternatively, antigen retrieval may be performed with citrate buffer pH 6.0**

## Background Information

### Notable Publications

Author	Pubmed ID	Journal	Application
Cheryl Chan	37986976	bioRxiv	WB

## Storage

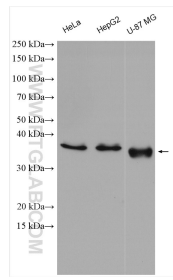
**Storage:**  
Store at -20°C. Stable for one year after shipment.  
**Storage Buffer:**  
PBS with 0.02% sodium azide and 50% glycerol pH 7.3.  
Aliquoting is unnecessary for -20°C storage

\*\*\* 20ul sizes contain 0.1% BSA

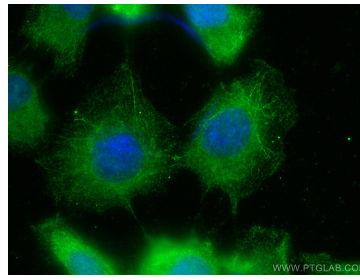
For technical support and original validation data for this product please contact:  
T: 1 (888) 4PTGLAB (1-888-478-4522) (toll free in USA), or 1(312) 455-8498 (outside USA)      E: proteintech@ptglab.com  
W: ptglab.com

This product is exclusively available under Proteintech Group brand and is not available to purchase from any other manufacturer.

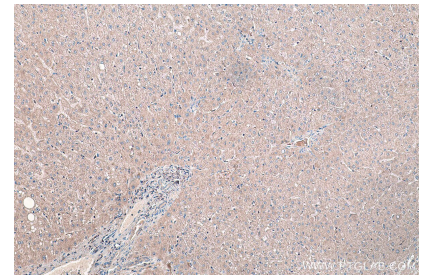
## Selected Validation Data



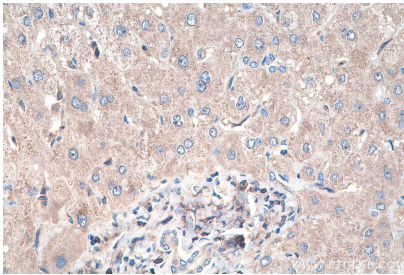
HeLa cells were subjected to SDS PAGE followed by western blot with 11620-1-AP (FTSJ1 antibody) at dilution of 1:2000 incubated at room temperature for 1.5 hours.



Immunofluorescent analysis of (-20°C Ethanol) fixed A431 cells using FTSJ1 antibody (11620-1-AP) at dilution of 1:400 and CoraLite®488-Conjugated AffiniPure Goat Anti-Rabbit IgG(H+L).



Immunohistochemical analysis of paraffin-embedded human liver tissue slide using 11620-1-AP (FTSJ1 antibody) at dilution of 1:1000 (under 10x lens). Heat mediated antigen retrieval with Tris-EDTA buffer (pH 9.0).



Immunohistochemical analysis of paraffin-embedded human liver tissue slide using 11620-1-AP (FTSJ1 antibody) at dilution of 1:1000 (under 40x lens). Heat mediated antigen retrieval with Tris-EDTA buffer (pH 9.0).