

For Research Use Only

KRT23 Polyclonal antibody

Catalog Number: 24049-1-AP

1 Publications



Basic Information

Catalog Number: 24049-1-AP	GenBank Accession Number: BC028356	Purification Method: Antigen affinity purification
Size: 150ul , Concentration: 400 ug/ml by Nanodrop and 347 ug/ml by Bradford method using BSA as the standard;	GeneID (NCBI): 25984	Recommended Dilutions: WB 1:500-1:2000 IHC 1:50-1:500
Source: Rabbit	UNIPROT ID: Q9C075	
Isotype: IgG	Full Name: keratin 23 (histone deacetylase inducible)	
Immunogen Catalog Number: AG21129	Calculated MW: 422 aa, 48 kDa	
	Observed MW: 48 kDa	

Applications

Tested Applications:

WB, IHC, ELISA

Cited Applications:

IF

Species Specificity:

human, mouse, rat

Cited Species:

human

Note-IHC: suggested antigen retrieval with TE buffer pH 9.0; (*) Alternatively, antigen retrieval may be performed with citrate buffer pH 6.0

Positive Controls:

WB : BxPC-3 cells, HepG2 cells, HeLa cells

IHC : human colon cancer tissue, human skin cancer tissue, human placenta tissue, human liver cancer tissue, rat colon tissue, mouse colon tissue, human bowen disease

Background Information

Keratins are a large family of proteins that form the intermediate filament cytoskeleton of epithelial cells, which are classified into two major sequence types. Type I keratins are a group of acidic intermediate filament proteins, including K9-K23, and the hair keratins Ha1-Ha8. Type II keratins are the basic or neutral counterparts to the acidic type I keratins, including K1-K8, and the hair keratins, Hb1-Hb6. KRT23 belongs to type I keratins.

Notable Publications

Author	Pubmed ID	Journal	Application
Masatoshi Ohgushi	35732132	Cell Rep	IF

Storage

Storage:

Store at -20°C. Stable for one year after shipment.

Storage Buffer:

PBS with 0.02% sodium azide and 50% glycerol pH 7.3.

Aliquoting is unnecessary for -20°C storage

*** 20ul sizes contain 0.1% BSA


For technical support and original validation data for this product please contact:

T: 1 (888) 4PTGLAB (1-888-478-4522) (toll free in USA), or 1(312) 455-8498 (outside USA)

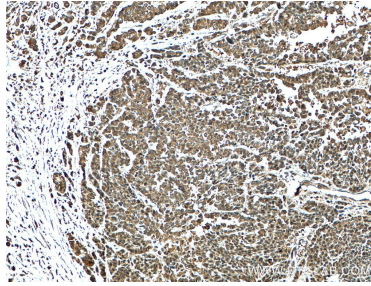
E: proteintech@ptglab.com
W: ptglab.com

This product is exclusively available under Proteintech Group brand and is not available to purchase from any other manufacturer.

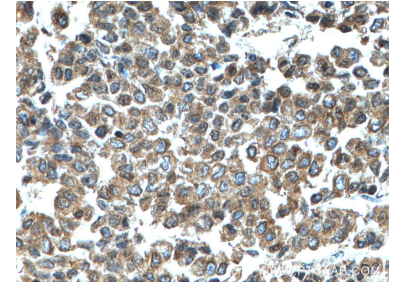
Selected Validation Data



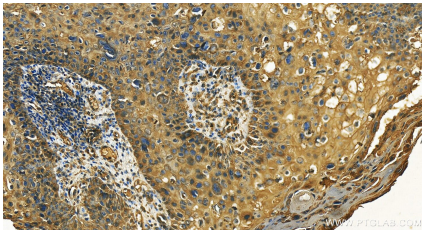
BxPC-3 cells were subjected to SDS PAGE followed by western blot with 24049-1-AP (KRT23 antibody) at dilution of 1:1000 incubated at room temperature for 1.5 hours.



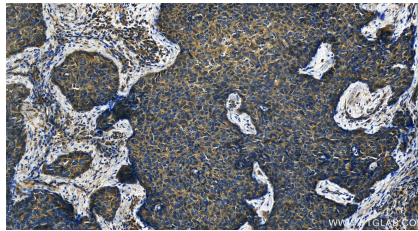
Immunohistochemical analysis of paraffin-embedded human colon cancer tissue slide using 24049-1-AP (KRT23 antibody) at dilution of 1:200 (under 10x lens). Heat mediated antigen retrieval with Tris-EDTA buffer (pH 9.0).



Immunohistochemical analysis of paraffin-embedded human colon cancer tissue slide using 24049-1-AP (KRT23 antibody) at dilution of 1:200 (under 40x lens). Heat mediated antigen retrieval with Tris-EDTA buffer (pH 9.0).



Immunohistochemical analysis of paraffin-embedded human bowen disease slide using 24049-1-AP (KRT23 antibody) at dilution of 1:200 (under 20x lens). Heat mediated antigen retrieval with Tris-EDTA buffer (pH 9.0).



Immunohistochemical analysis of paraffin-embedded human bowen disease slide using 24049-1-AP (KRT23 antibody) at dilution of 1:200 (under 20x lens). Heat mediated antigen retrieval with Tris-EDTA buffer (pH 9.0).