

For Research Use Only

# IRGQ Polyclonal antibody

Catalog Number: 23239-1-AP



## Basic Information

<b>Catalog Number:</b> 23239-1-AP	<b>GenBank Accession Number:</b> BC137020	<b>Purification Method:</b> Antigen affinity purification
<b>Size:</b> 150ul , Concentration: 850 µg/ml by Nanodrop and 507 µg/ml by Bradford method using BSA as the standard;	<b>GeneID (NCBI):</b> 126298	<b>Recommended Dilutions:</b> WB 1:500-1:2000 IHC 1:20-1:200
<b>Source:</b> Rabbit	<b>Full Name:</b> immunity-related GTPase family, Q	
<b>Isotype:</b> IgG	<b>Calculated MW:</b> 623 aa, 63 kDa	
<b>Immunogen Catalog Number:</b> AG19607	<b>Observed MW:</b> 63 kDa	

## Applications

<b>Tested Applications:</b> IHC, WB, ELISA	<b>Positive Controls:</b>
<b>Species Specificity:</b> human	<b>WB :</b> A2780 cells, HEK-293 cells, MCF-7 cells
<b>Note-IHC:</b> <i>suggested antigen retrieval with <b>TE buffer pH 9.0</b>; (*) Alternatively, antigen retrieval may be performed with <b>citrate buffer pH 6.0</b></i>	<b>IHC :</b> human skeletal muscle tissue,

## Background Information

### Storage

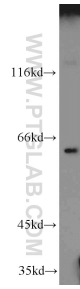
**Storage:**  
Store at -20°C. Stable for one year after shipment.  
**Storage Buffer:**  
PBS with 0.02% sodium azide and 50% glycerol pH 7.3.  
Aliquoting is unnecessary for -20°C storage

\*\*\* 20ul sizes contain 0.1% BSA

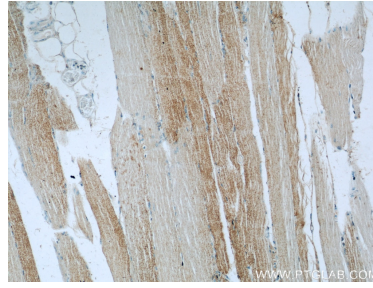
For technical support and original validation data for this product please contact:  
T: 1 (888) 4PTGLAB (1-888-478-4522) (toll free in USA), or 1(312) 455-8498 (outside USA) E: proteintech@ptglab.com W: ptglab.com

This product is exclusively available under Proteintech Group brand and is not available to purchase from any other manufacturer.

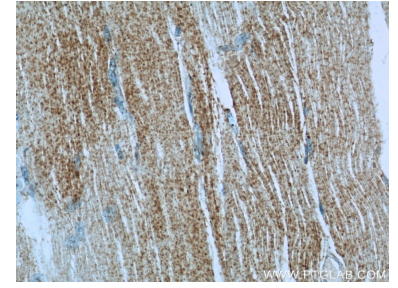
## Selected Validation Data



A2780 cells were subjected to SDS PAGE followed by western blot with 23239-1-AP (IRGQ antibody) at dilution of 1:1000 incubated at room temperature for 1.5 hours.



Immunohistochemical analysis of paraffin-embedded human skeletal muscle slide using 23239-1-AP (IRGQ Antibody) at dilution of 1:50 (under 10x lens).



Immunohistochemical analysis of paraffin-embedded human skeletal muscle slide using 23239-1-AP (IRGQ Antibody) at dilution of 1:50 (under 40x lens).