

For Research Use Only

ZNF597 Polyclonal antibody

Catalog Number: 20922-1-AP



Basic Information

Catalog Number: 20922-1-AP	GenBank Accession Number: BC029899	Purification Method: Antigen affinity purification
Size: 150ul , Concentration: 400 µg/ml by Nanodrop and 400 µg/ml by Bradford method using BSA as the standard;	GeneID (NCBI): 146434	Recommended Dilutions: WB 1:500-1:2000 IHC 1:20-1:200
Source: Rabbit	Full Name: zinc finger protein 597	
Isotype: IgG	Calculated MW: 424 aa, 48 kDa	
Immunogen Catalog Number: AG15183	Observed MW: 48 kDa	

Applications

Tested Applications: IHC, WB, ELISA	Positive Controls: WB : Jurkat cells, HeLa cells, HepG2 cells
Species Specificity: human	IHC : human brain tissue,
Note-IHC: suggested antigen retrieval with TE buffer pH 9.0; (*) Alternatively, antigen retrieval may be performed with citrate buffer pH 6.0	

Background Information

Storage

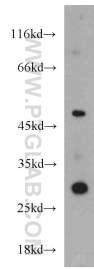
Storage:
Store at -20°C. Stable for one year after shipment.
Storage Buffer:
PBS with 0.02% sodium azide and 50% glycerol pH 7.3.
Aliquoting is unnecessary for -20°C storage

*** 20ul sizes contain 0.1% BSA

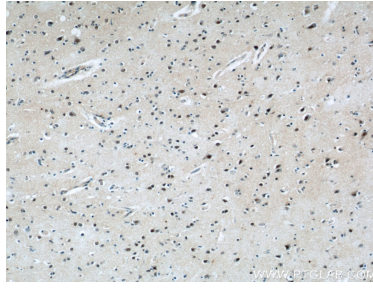
For technical support and original validation data for this product please contact:
T: 1 (888) 4PTGLAB (1-888-478-4522) (toll free in USA), or 1(312) 455-8498 (outside USA)
E: proteintech@ptglab.com
W: ptglab.com

This product is exclusively available under Proteintech Group brand and is not available to purchase from any other manufacturer.

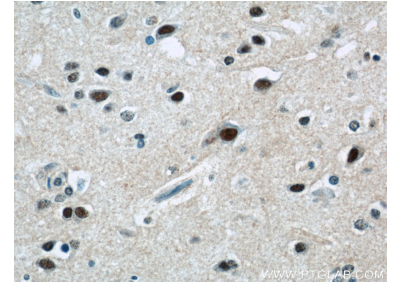
Selected Validation Data



Jurkat cells were subjected to SDS PAGE followed by western blot with 20922-1-AP (ZNF597 antibody) at dilution of 1:500 incubated at room temperature for 1.5 hours.



Immunohistochemical analysis of paraffin-embedded human brain using 20922-1-AP (ZNF597 antibody) at dilution of 1:50 (under 10x lens).



Immunohistochemical analysis of paraffin-embedded human brain using 20922-1-AP (ZNF597 antibody) at dilution of 1:50 (under 40x lens).