

For Research Use Only

# TMCO6 Polyclonal antibody

Catalog Number: 20117-1-AP



## Basic Information

<b>Catalog Number:</b> 20117-1-AP	<b>GenBank Accession Number:</b> BC001910	<b>Purification Method:</b> Antigen affinity purification
<b>Size:</b> 150ul , Concentration: 150 µg/ml by Nanodrop and 133 µg/ml by Bradford method using BSA as the standard;	<b>GeneID (NCBI):</b> 55374	<b>Recommended Dilutions:</b> WB 1:1000-1:4000 IHC 1:20-1:200
<b>Source:</b> Rabbit	<b>Full Name:</b> transmembrane and coiled-coil domains 6	
<b>Isotype:</b> IgG	<b>Calculated MW:</b> 493 aa, 54 kDa	
<b>Immunogen Catalog Number:</b> AG13992	<b>Observed MW:</b> 50-54 kDa	

## Applications

### Tested Applications:

IHC, WB, ELISA

### Species Specificity:

human, mouse, rat

**Note-IHC: suggested antigen retrieval with TE buffer pH 9.0; (\*) Alternatively, antigen retrieval may be performed with citrate buffer pH 6.0**

### Positive Controls:

WB : human testis tissue, mouse brain tissue

IHC : human spleen tissue, human lung tissue

## Background Information

### Storage

#### Storage:

Store at -20°C. Stable for one year after shipment.

#### Storage Buffer:

PBS with 0.02% sodium azide and 50% glycerol pH 7.3.

Aliquoting is unnecessary for -20°C storage

\*\*\* 20ul sizes contain 0.1% BSA


For technical support and original validation data for this product please contact:

T: 1 (888) 4PTGLAB (1-888-478-4522) (toll free in USA), or 1(312) 455-8498 (outside USA)

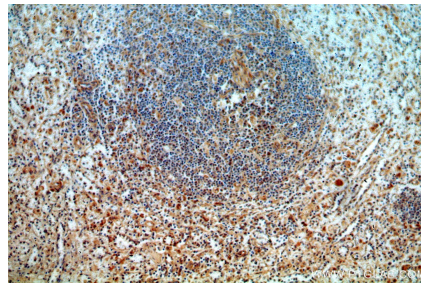
E: proteintech@ptglab.com  
W: ptglab.com

This product is exclusively available under Proteintech Group brand and is not available to purchase from any other manufacturer.

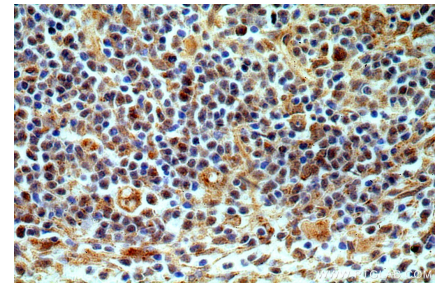
## Selected Validation Data



human testis tissue were subjected to SDS PAGE followed by western blot with 20117-1-AP (TMC06 antibody) at dilution of 1:500 incubated at room temperature for 1.5 hours.



Immunohistochemical analysis of paraffin-embedded human spleen using 20117-1-AP (TMC06 antibody) at dilution of 1:100 (under 10x lens).



Immunohistochemical analysis of paraffin-embedded human spleen using 20117-1-AP (TMC06 antibody) at dilution of 1:100 (under 40x lens).