

For Research Use Only

USP1 Polyclonal antibody

Catalog Number: 14346-1-AP

Featured Product

31 Publications



Basic Information

Catalog Number:

14346-1-AP

Size:

150ul, Concentration: 450 µg/ml by Nanodrop;

Source:

Rabbit

Isotype:

IgG

Immunogen Catalog Number:

AG5686

GenBank Accession Number:

BC050525

GeneID (NCBI):

7398

UNIPROT ID:

O94782

Full Name:

ubiquitin specific peptidase 1

Calculated MW:

88 kDa

Observed MW:

110 kDa, 100 kDa

Purification Method:

Antigen affinity purification

Recommended Dilutions:

WB 1:500-1:1000

IP 0.5-4.0 ug for 1.0-3.0 mg of total protein lysate

Applications

Tested Applications:

WB, IP, ELISA

Cited Applications:

WB, IHC, IF, IP, CoIP

Species Specificity:

human

Cited Species:

human, mouse, rat

Positive Controls:

WB : HEK-293 cells, HeLa cells, HepG2 cells

IP : HEK-293 cells,

Background Information

USP1(Ubiquitin carboxyl-terminal hydrolase 1) is a negative regulator of DNA damage repair which specifically deubiquitinates monoubiquitinated FANCD2. It is also involved in PCNA-mediated translesion synthesis (TLS) by deubiquitinating monoubiquitinated PCNA. This protein, which consists of 785 amino acids with a deduced molecular mass of 88.2 kDa, possesses His and Cys domains that are highly conserved in all members of the ubiquitin-specific processing (UBP) family of proteases (PMID: 9806842). The USP1 enzyme can undergo autocleavage, resulting in a 100 kDa N-terminal fragment and a 14 kDa C-terminal fragment (PMID: 18082604).

Notable Publications

Author	Pubmed ID	Journal	Application
Yuancheng Li	33102219	Front Oncol	IHC
Yalei Zhao	32951278	Cell Prolif	WB,CoIP
Chunying Zheng	36257352	Exp Cell Res	WB

Storage

Storage:

Store at -20°C. Stable for one year after shipment.

Storage Buffer:

PBS with 0.02% sodium azide and 50% glycerol pH 7.3.

Aliquoting is unnecessary for -20°C storage

*** 20ul sizes contain 0.1%BSA

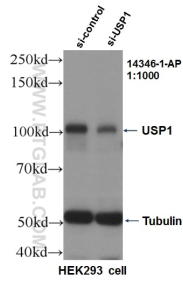
For technical support and original validation data for this product please contact:

T: 1 (888) 4PTGLAB (1-888-478-4522) (toll free in USA), or 1(312) 455-8498 (outside USA)

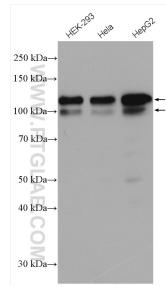
E: proteintech@ptglab.com
W: ptglab.com

This product is exclusively available under Proteintech Group brand and is not available to purchase from any other manufacturer.

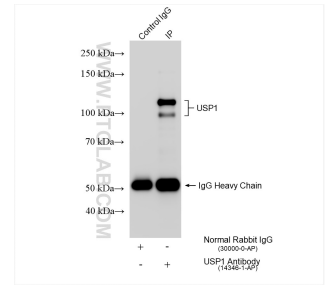
Selected Validation Data



WB result of USP1 antibody (14346-1-AP, 1:1000) with si-Control and si-USP1 transfected HEK293 cells.



Various lysates were subjected to SDS PAGE followed by western blot with 14346-1-AP (USP1 antibody) at dilution of 1:600 incubated at room temperature for 1.5 hours.



IP result of anti-USP1 (IP:14346-1-AP, 4ug; Detection:14346-1-AP 1:4000) with HEK-293 cells lysate 1800 ug.